

# TECHNOLOGIES



## WARMTH / WINTER

Garments featuring this icon are suggested for fall & winter and offer you a high protection from cold.



## RAIN

Garments featuring this icon present a higher protection against rain and wet conditions in general.



## WIND

You will find this icon on our jackets and pants powered with fabrics that guarantee you an efficient wind protection.



## INSULATION

Garments featuring this icon guarantee a cold protection and a maintaining of a correct body temperature, while cycling.



## INSULATION

Garments featuring this icon guarantee a cold protection and an efficient body temperature.



### XP 280

3 layers construction. Inside uses a comfortable and ultra fine fiber insulation, water resistant, breathable and compressible.



**OUTER** Light fabric, RIPSTOP texture, water repellent finishing.

**MIDDLE** PRIMALOFT® is a fine fiber insulation that keeps the body warm, dry and comfortable even in extreme conditions.

**INNER** Soft and lightweight fabric, hydrophilic.




### PLATINO

3 layers construction fabric, high performing membrane wind and water resistant, breathable. Ideal for winter jackets.

**OUTER** Soft polyester fabric, smooth surface with water repellent treatment.

**MIDDLE** Waterproof and breathable membrane.

**INNER** Polyester fabric which allows a fast transport of the sweat to the outer surface.



### GOLD

3 layers construction fabric, high performing membrane wind resistant, breathable. Ideal for winter jackets.

**OUTER** Soft polyester fabric, smooth surface. Water repellent treatment.

**MIDDLE** Windproof membrane.

**INNER** Soft polyester brushed fabric, smooth finish.



### SILVER

Mono layer construction fabric.

Very closed structure with treatment wind and water resistant, breathable.

Ideal for light jackets and vest.



### WINDSTOPPER® SOFT SHELL

This fabric, 3 layers construction is used for the WINTER JACKETS. Construction features an outer surface with smooth finishing, WINDSTOPPER® membrane and a inner brushed fleece fabric.

### WINDSTOPPER® SOFT SHELL ELASTICATED

This 3 layers fabric is lightweight but extremely elasticated, for this reason it's used generally on front areas of BIBTIGHTS or TIGHTS. Construction features an outer surface with smooth finishing, WINDSTOPPER® membrane and a inner soft elasticated lining.



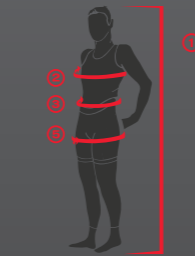

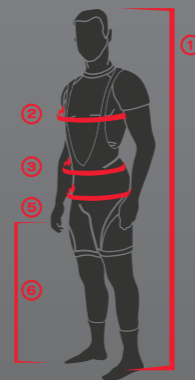
### GORE-TEX®

For the all weather fast forward athlete seeking durable weather and windproof protection with maximum breathability and sweat management during highly aerobic.

A lighter, thinner GORE-TEX® membrane, together with a proprietary new lamination technology that integrates the moisture management backer directly into the membrane to create a completely new class of lightweight, extremely breathable 3-layer laminates.

## SIZING CHART

SIZE CHARTS ARE INTENDED TO BE GUIDELINES ONLY. FIT MAY BE DEPENDENT ON YOUR PERSONAL PREFERENCE, BODY TYPE AND STRUCT.



### MEN'S INTERNATIONAL SIZING (CM)

SIZE	XS	SM	MD	LG	XL	XXL	XXXL
① HEIGHT	172	174	178	180	182	184	186
② CHEST	92	96	100	104	108	112	116
③ WAIST natural waist	80	84	88	92	96	100	104
⑤ HIP	96	100	104	108	112	116	120
⑥ INSEAM	81	82	83	84	85	86	87


### WOMEN'S INTERNATIONAL SIZING (CM)

SIZE	XS	S	M	L	XL	XXL
① HEIGHT	166	168	170	172	174	176
② CHEST	84	88	92	96	100	100
③ WAIST natural waist	66	70	74	78	82	82
⑤ HIP	94	98	102	106	110	114
⑥ INSEAM	76	77	78	79	80	81

### CHILDREN'S INTERNATIONAL SIZING (CM)

SIZE/AGE	XS/6	S/8	M/10	L/12	XL/14
① HEIGHT	116	125	134	143	152
② CHEST	64	68	72	76	80
③ WAIST	59	60	62	66	70
⑤ HIP	68	72	76	80	84

## FITTING




FORMFIT



FORMFIT

Fits tight to the body, no looseness in body or sleeves. Engineered to articulate with an aggressive riding position.




SEMI-FORM FIT



SEMI-FORM FIT

Fits close but not tight to the body. Engineered to be a comfortable riding position.



RELAXED FIT



RELAXED FIT

Relaxed fit. Engineered to give you freedom of movement where you need it.